

30 Glenn Ayre Avenue
Horsley
NSW 2530
Australia
Phone: 02 42 619 017
Mobile: 0412 288 054

ABN: 3401 0361 422

GLENN KEELEY
MAGICAL COMEDIAN
email: magical@glennkeeley.com

Visit us online at:
www.glennkeeley.com

To ensure your guests can fully enjoy the performance it is imperative that the correct show environment is created.

As you have booked a sight act it is of vital importance that the crowd can actually see the performance, If they can not see, they can not get interested and will talk and be disruptive to those who are trying to enjoy.

Most function centres are simply not correctly laid out to enable the success of a show, the better the layout the better chances of a successful and enjoyable show for all. Please see the attached layout plans for our recommendations.

Staging, seating, lighting, sound and timing are the 5 most important things to get right:

STAGE

It is best if the performance takes place on a stage or elevated platform. When seated for meal service (around a table) it is very hard to see once you are more than 2 tables back if the performance is on floor level.

AUDIENCE SEATING

Seating the audience "theatre style" (in rows, facing forward) is best, if guests are dining then seated around the tables is unavoidable, but try not to use round tables as this puts half the audience with their back to the performance.

For magic and comedy to work a personal connection between the performer and the audience is vital, therefore it is important that the first row (or table) is no further than 2 meters from the stage.

The worst possible scenario is the most popular function centre layout...a large empty dance floor in front of the stage with the audience around the sides and up the back.

This creates a real barrier, try having an important conversation with a person 50 feet away, it does not work.

In this environment it is almost impossible to generate any form of enthusiasm or personal contact required to create good comedy.

If this configuration can't be avoided please check with the venue if they have a portable stage which can be placed on the dance floor.

LIGHTING

Most function centres do not have correct lighting, relying mainly on soft mood light and often with weaker lights on the dance floor where the performance will take place. This is exactly the opposite of what is required, a strong spotlight will highlight the performance and draw attention to it. Please check with the venue if a spot light is available.

SOUND

We supply our own headset microphone which can be plugged into the band or DJ's or in-house equipment. A sound system can be hired if none of the mentioned are available.

TIMING

Please do not schedule the performance while the audience are eating. It is impossible to concentrate on the show while fighting your fettuccine. Also, while spectators are enlisted to help out in the show their meals are being left to go cold.

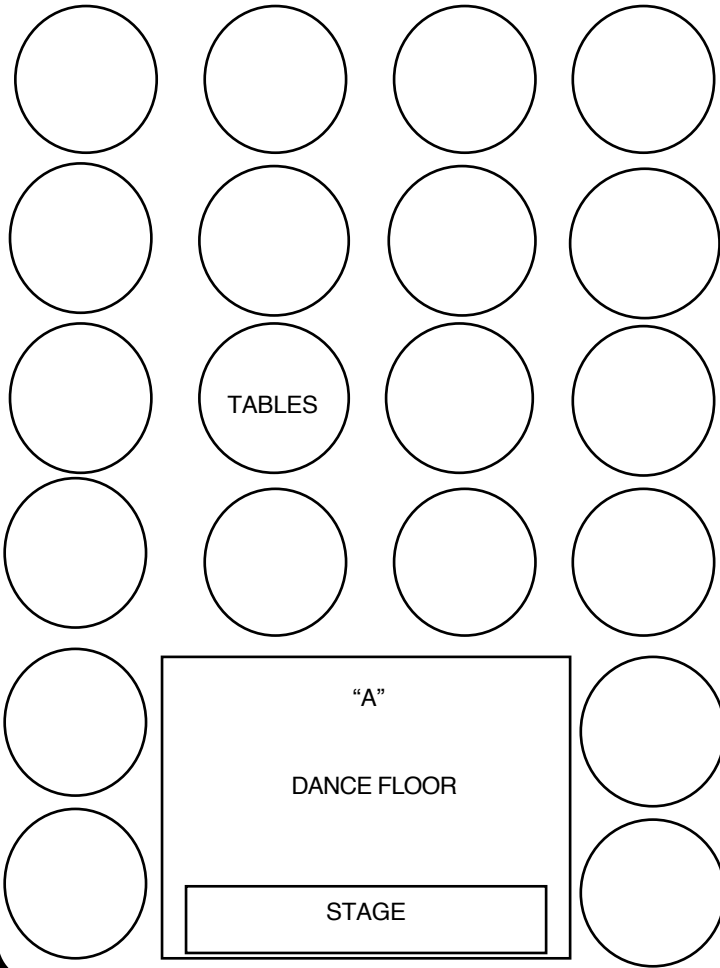
The best time for the show is between mains and dessert.

If the required staging, lighting and sound are not available at the venue we can hire, set up, break down, pick up and drop off all the necessities for you at a minimal cost

If you are unable to provide the above requirements for a workable show environment we would strongly suggest you reconsider the show and go with "walkaround entertainment" which can be performed in any environment.

Please understand this is all to give you the best possible show for you money as well as maintaining our high reputation in the entertainment industry. Thank you for your co-operation.

COMMON, AND COMPLETELY WRONG LAYOUT



This is a great example of how *NOT* to lay out a venue for a show

*Round tables mean half the audience have their backs to the action

* The dance floor between the stage and the tables kills all personal contact between the performer and the crowd.

* If the performer stands at spot "A" to gain personal contact he is no longer elevated and hard to see from the back of the room, plus he is cutting out the view of the tables behind him.

* The far tables are too far away from the action, a portable stage should have been placed down the long side of the room.

PLEASE AVOID THIS LAYOUT AT ALL COST - IT CAN NOT POSSIBLY WORK FOR A VISUAL SHOW!

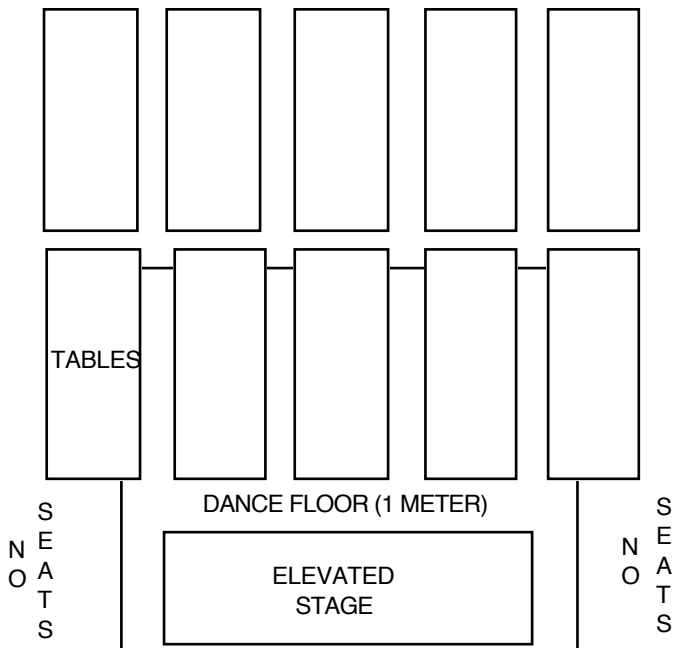
Instead, use our "Ideal Layout" or "Workable Layout" below

If your room is long and narrow, position the stage on the longest wall, central to the audience, not the room.

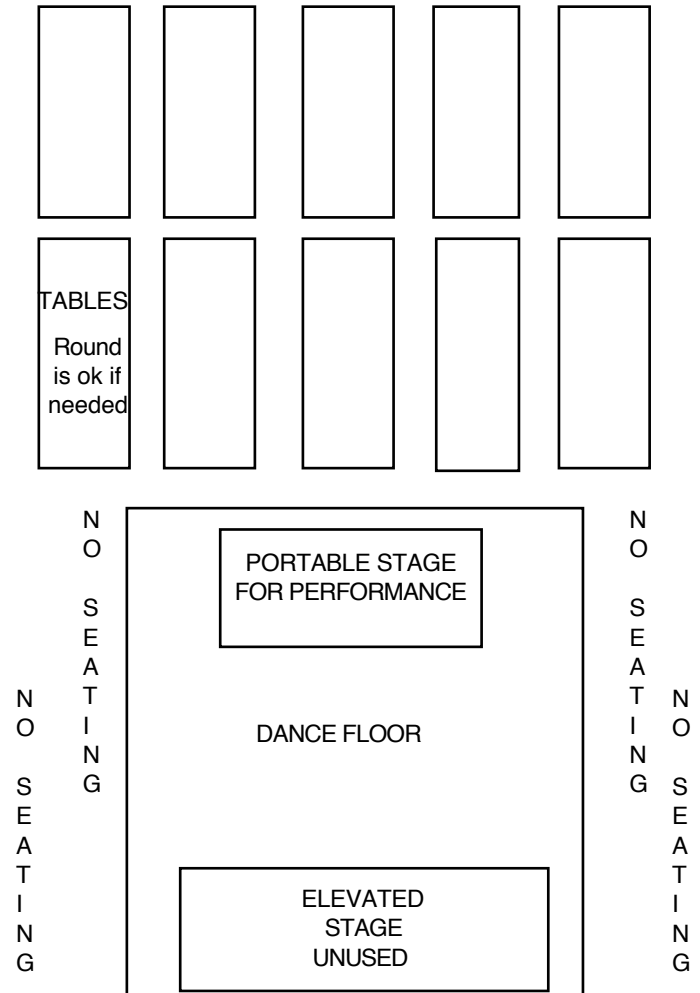
See "Long Room Layout"

GLENN KEELEY
MAGICAL COMEDIAN
 email: magical@glennkeeley.com
 Visit us online at:
www.glennkeeley.com

IDEAL FUNCTION ROOM LAYOUT



WORKABLE LAYOUT



LONG ROOM - USE STAGE DOWN ROOM LENGTH

